

## **Herefordshire Council**

### **Temporary Accommodation – Procurement Policy**

#### **Appendix ‘A’ – Background Data**

Use of temporary accommodation has changed significantly over the last two years, primarily due to the Covid 19 pandemic.

#### **Numbers in Temporary Accommodation**

During 2020, the Council provided 335 placements into temporary accommodation. In 2021, this number grew to 394 placements. Please note that in some cases, Temporary Accommodation was provided to some households multiple times. Each one of these placements is recorded separately, so these figures do not necessarily reflect the number of households accommodated, but do reflect demand upon temporary accommodation. Data for 2022 suggests an increase in the number of placements to 2021, circa 410 placements, as well as increased costs due to external factors and cost increases of accommodation. This projection does not include the potential impact of changes to the Ukrainian refugee programs and the end of the moratorium on S21 Eviction – both of which have the potential to significantly increase demand for Temporary Accommodation.

#### **Costs of Temporary Accommodation**

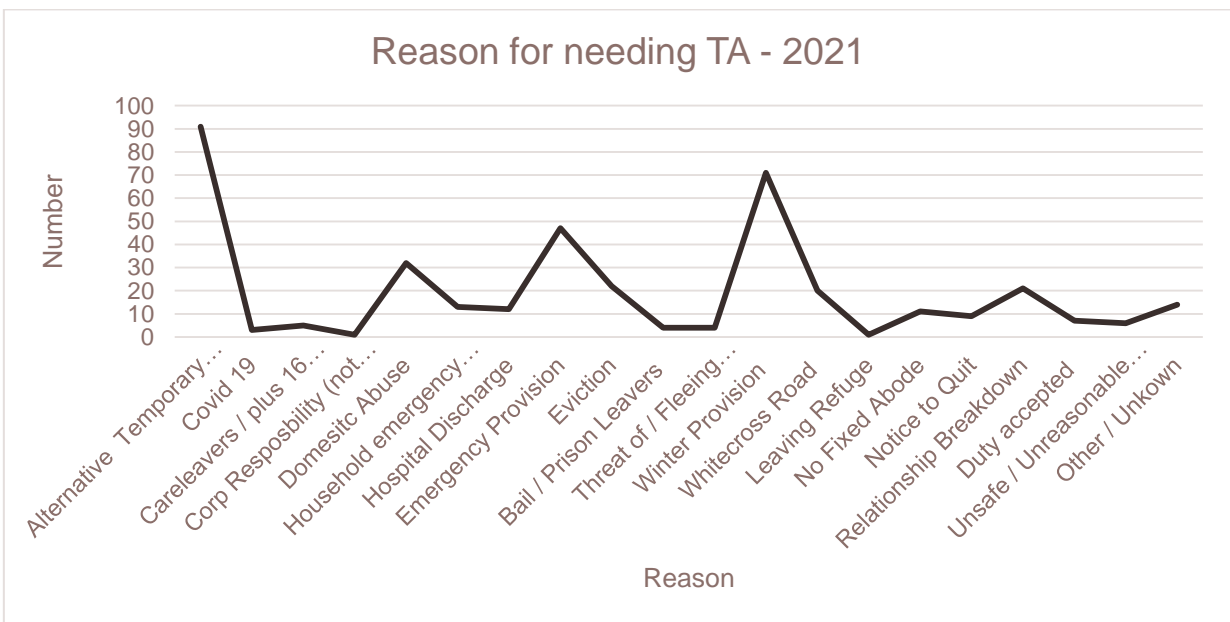
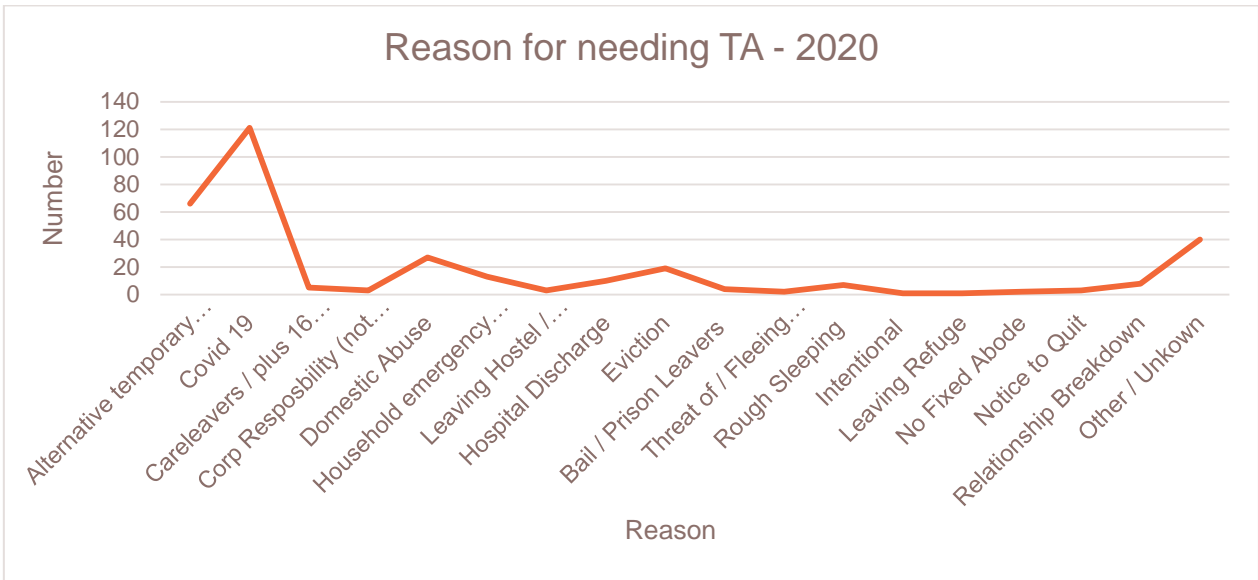
These figures relate to the costs of B&B and Hotel sourced Temporary Accommodation. In the majority of Private Landlord provided Temporary Accommodation the costs are set at LHA rates. Similarly, properties provided by Registered Providers are also set at LHA rates. Any additional cost burden are met by the client or through a small Discretionary Housing Grant payment met by Homelessness Prevention Grant funding from DLUHC.

B&B and Hotel gross accommodation costs to Herefordshire Council in 2020-21 were £157,299 and for 2021-22 were £311,889. It is projected to exceed £450,000 for 2022-23, based on actual spend in Q2.

Due to ongoing cost increases by B&B and hotel temporary accommodation suppliers, costs are continuing to rise and do the cost of living and cost of energy, it is expected that price pressures will remain inflationary in 2022/23 and beyond.

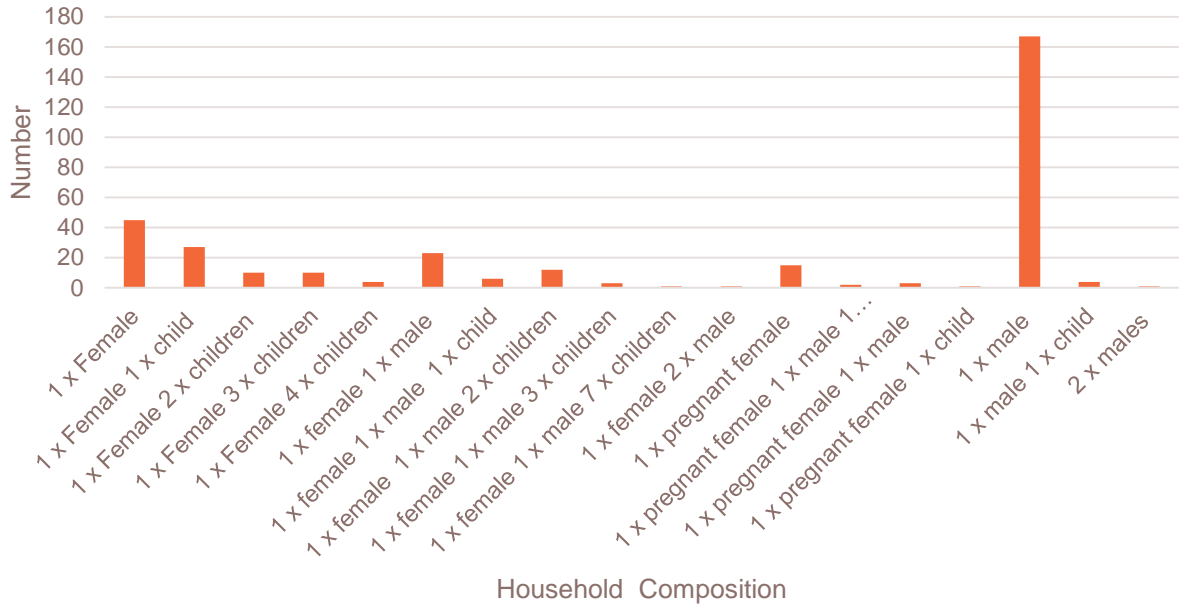
#### **Reasons for Needing Temporary Accommodation**

The reasons for households needing temporary accommodation are varied. The charts below demonstrate this for both 2020 and 2021. There are some common themes across the two years, although Covid 19 placements were much lower in 2021:



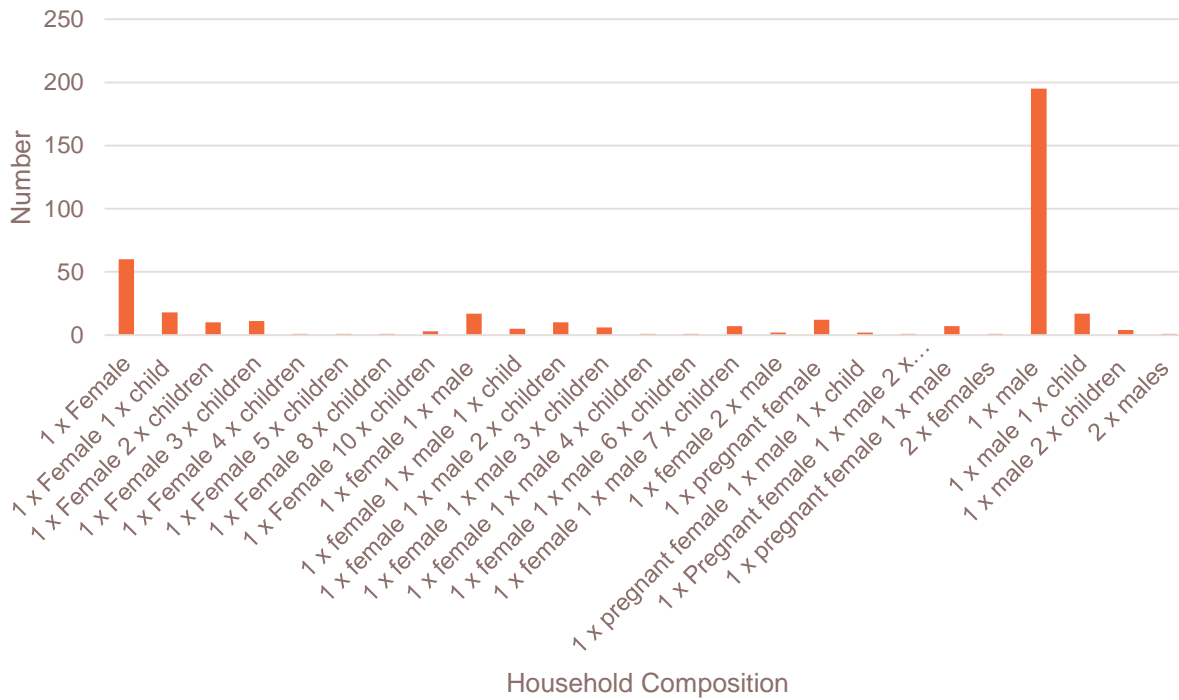
Below is a summary of the composition of households in temporary accommodation 2020. The vast majority of placements were for single people – the majority being men.

### Composition of households in TA - 2020



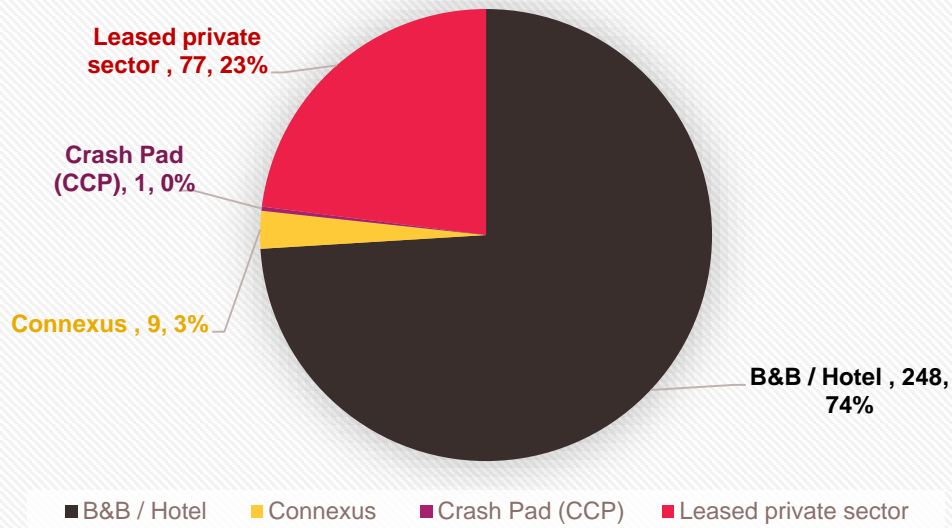
Data for 2021 reflects a similar picture:

### Composition of households in TA - 2021



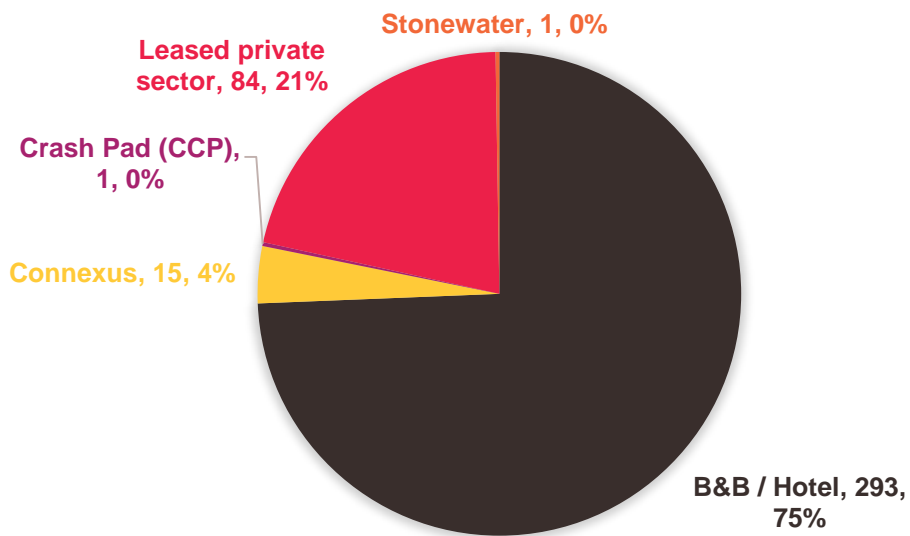
### Types of Temporary Accommodation used by Herefordshire Council

## Type of TA allocated - 2020



A similar picture is reflected in the data for 2021:

## TYPE OF TA ALLOCATED - 2021



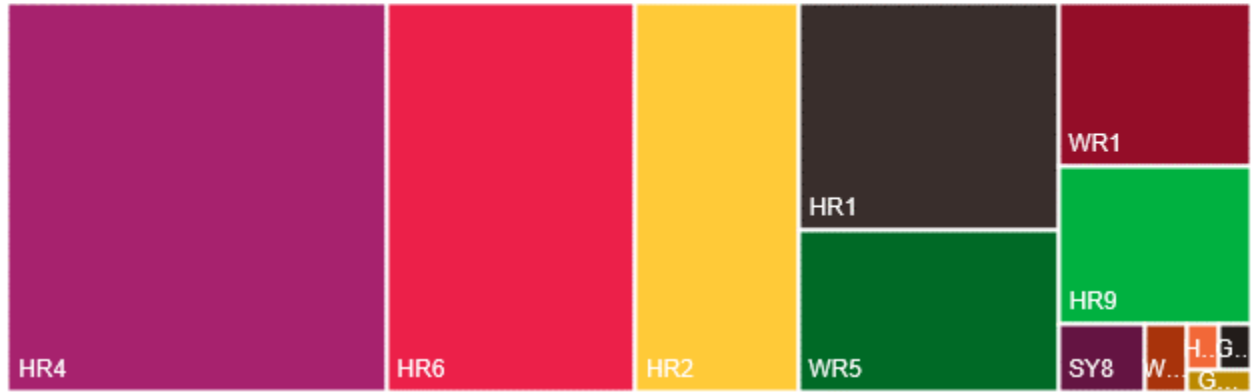
The picture for 2022 is similar to 2021, with the bulk of people being accommodated in B&B / Hotel style accommodation.

### Use of Temporary Accommodation by Location.

The unprecedented demand on temporary accommodation during 2020 and 2021, which has continued into 2022, has meant that the Council had to source accommodation more widely from local providers and from providers across neighbouring counties as demonstrated in the charts below.

### Location of TA by postcode - 2020

- HR1   ■ HR2   ■ HR4   ■ HR6   ■ HR7   ■ HR9
- GL1   ■ GL20   ■ SY8   ■ WR1   ■ WR2   ■ WR5



### Location of TA by postcode - 2021

- HR1   ■ HR2   ■ HR4   ■ HR6   ■ HR9   ■ WR1
- WR2   ■ WR14   ■ DY11   ■ GL1   ■ GL19   ■ SY8



### LOCATION BY POSTCODE 2022 YTD

- HR4   ■ HR1   ■ SY8   ■ WR1   ■ HR2   ■ CF48
- GL1   ■ HR9   ■ WR4   ■ HR6   ■ NP7   ■ WR9



### Timescales in Temporary Accommodation

The average length of stay in temporary accommodation during 2020 was 74.10 nights / 10.6 weeks. In 2021, the average stay was significantly shorter at 39.70 nights / 5.7 weeks. This change is likely to be related to Covid 19 'Everyone In' placements.

Data for 2022 suggests that demand on temporary accommodation continues to grow. Whilst the duration of stay is similar to 2021, demand for placements into temporary accommodation is projected to be around 400.

The Council will continue to review needs data and work to ensure a sufficient supply of temporary accommodation.